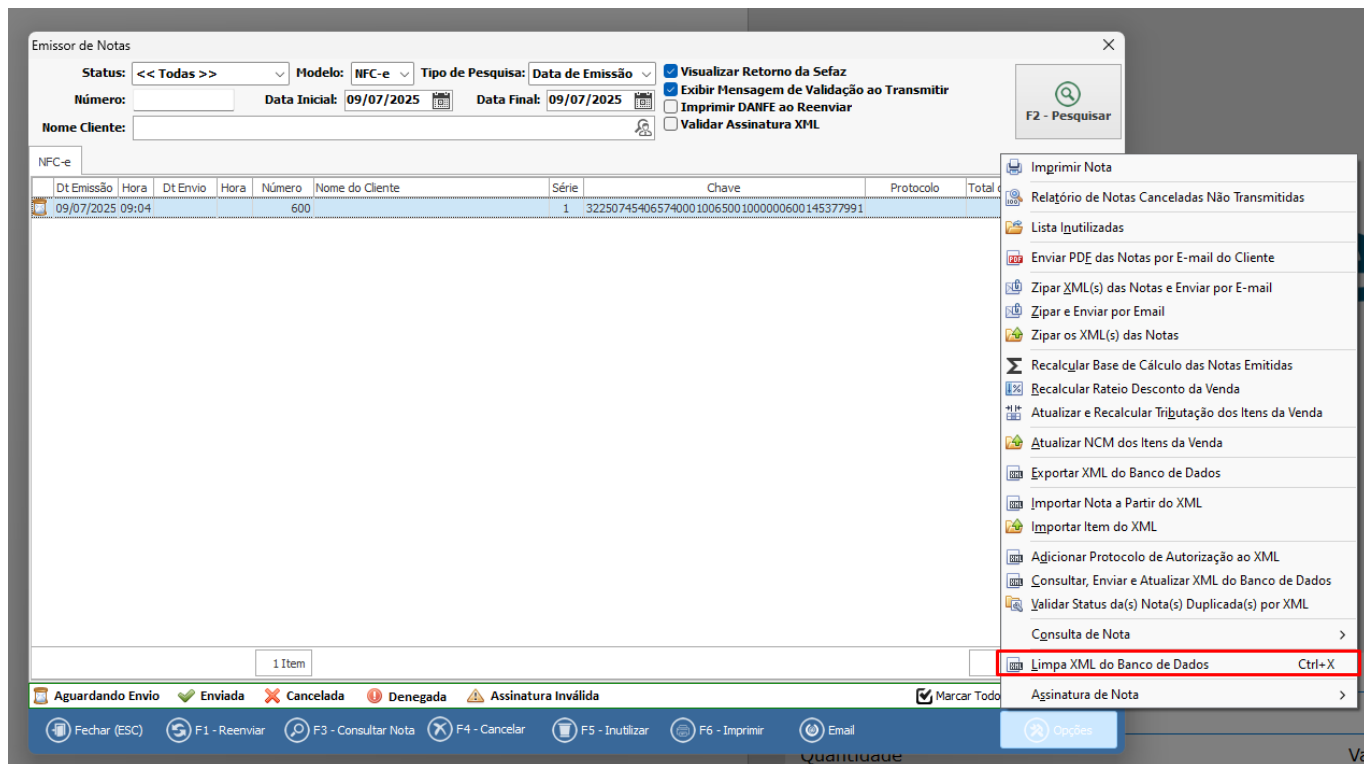


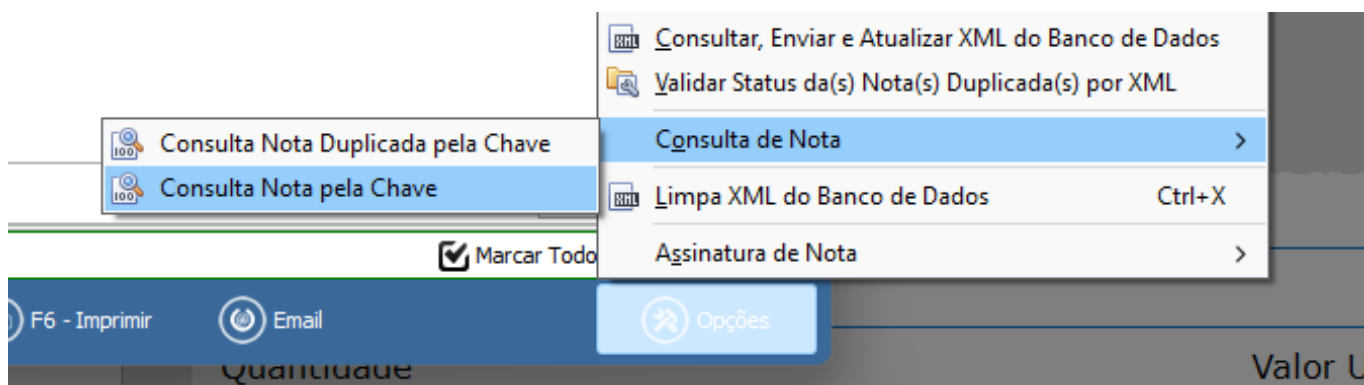
GestorPDV - Como gerar assinatura no cupom

Caso a venda no GestorPDV não gere a assinatura do cupom fiscal, siga os seguintes passos para correção:

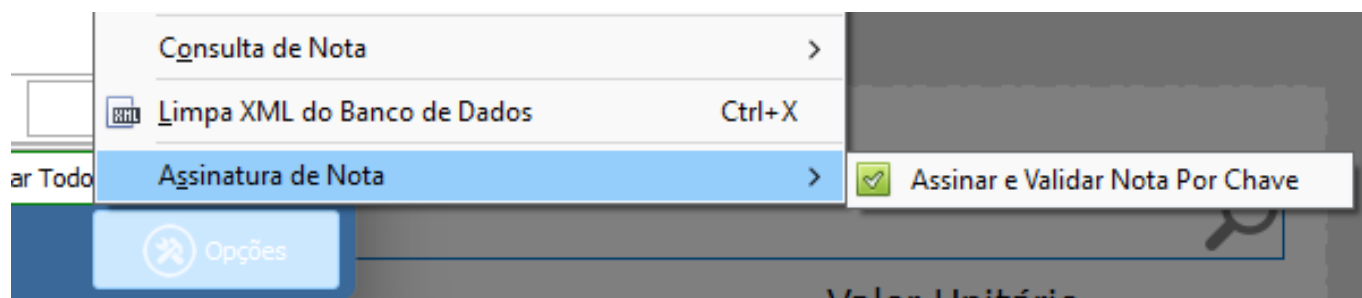
1. Limpar o XML no banco de dados:



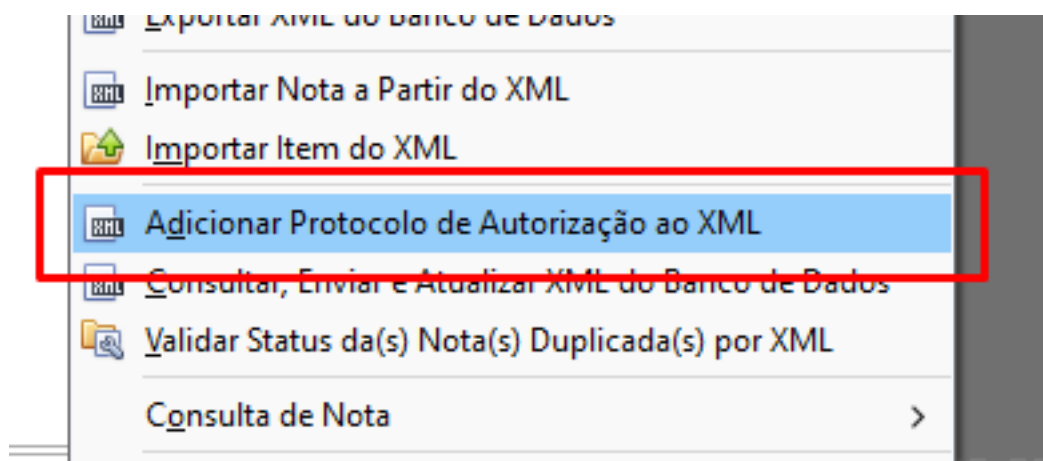
2. Consultar o xml da nota:



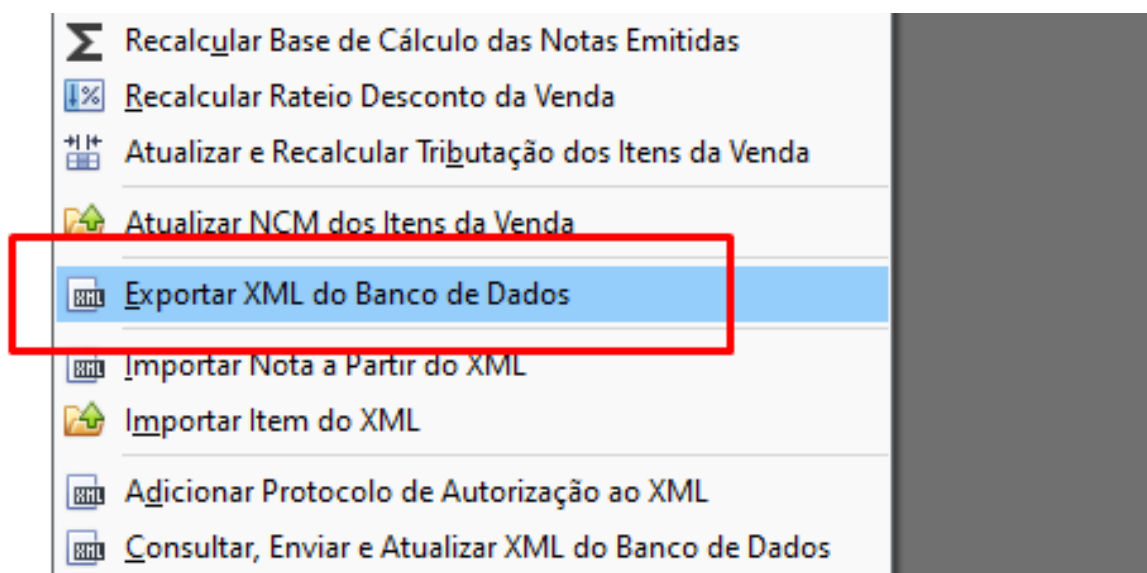
3. Reprocessar a assinatura do cupom:



4. Adicionar o Protocolo no XML



5. Exportar o XML do Banco de Dados



6. Verificar a tag no XML:

Acesse a pasta **Fiscal** do GestorPDV e abra o XML gerado. Confirme se a tag foi inserida corretamente no documento.

```
</infNFe>
  <Signature xmlns="http://www.w3.org/2000/09/xmldsig#">
    <SignedInfo>
      <CanonicalizationMethod Algorithm="http://www.w3.org/TR/2001/REC-xml-c14n-20010315"/>
      <SignatureMethod Algorithm="http://www.w3.org/2000/09/xmldsig#rsa-sha1"/>
      <Reference URI="#NFe50250722755412000174550010000003591779285631">
        <Transforms>
          <Transform Algorithm="http://www.w3.org/2000/09/xmldsig#enveloped-signature"/>
          <Transform Algorithm="http://www.w3.org/TR/2001/REC-xml-c14n-20010315"/>
        </Transforms>
        <DigestMethod Algorithm="http://www.w3.org/2000/09/xmldsig#sha1"/>
        <DigestValue>yT3vL8oK/e4YsPsT9R+xCJNwo4w=</DigestValue>
      </Reference>
    </SignedInfo>
    <SignatureValue>BLwmpLMQNlyZjGtGkZWfhQbj6LjrF/PKjAkzptUiuM+D17+NGZAhDwkc/KqEAD8AVHzTeaxwwIB
  </SignatureValue>
  <KeyInfo>
    <X509Data>
      <X509Certificate>MIIHaDCCBVCgAwIBAgIIQkc1ARNINjowDQYJKoZIhvcNAQELBQAwZjELMAkGA1UEBhMCQ1
    </X509Certificate>
    </X509Data>
  </KeyInfo>
</Signature>
```

ID de solução único: #1721

Autor:: DanielBaeta

Última atualização: 07-09-25 15:35